

Fully Customized Grafts for Your Most Challenging Cases

VTS is the world's leading veterinary tissue bank with 20 years' experience procuring, processing and testing tissues for implantation

- Individualized grafts designed for your unique case
- Grafts are made to measure from MRI, CT, radiographs, or other images
- Need a dowel, a ring section, an osteochondral graft? Bring us your challenges!



CLINICAL CHALLENGE: MANDIBULAR RECONSTRUCTION

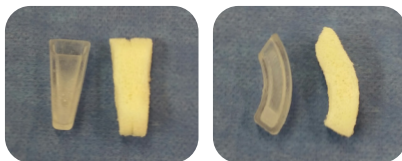
BENITO

1 year-old, male
Bull Mastiff



SURGERY NOTES:

This was a complex case involving bilateral mandibular osteotomies, but the bottom line was the occlusion, which looked good. The dog did well and went home a few days after surgery.

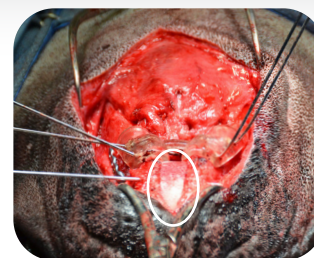


Custom canine cancellous block required as a symphyseal spacer was made to match the 3-D printed model

DR. RANDY BOUDRIEU
Tufts University / North Grafton, MA



PRE-OP



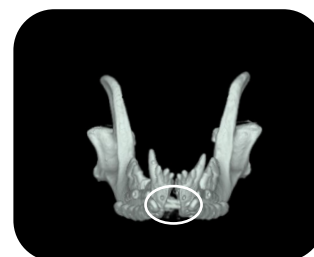
INTRA-OP



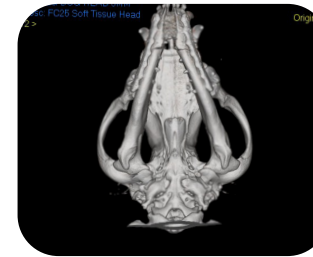
INTRA-OP



IMMEDIATE POST-OP



POST-OP



POST-OP

Call VTS today to create the perfect allograft solution!

www.VTSONLINE.com | 800.558.5223 | ©2016 Veterinary Transplant Services, Inc.

MF# SC2016—0210(0)-N



The Bone Graft Experts